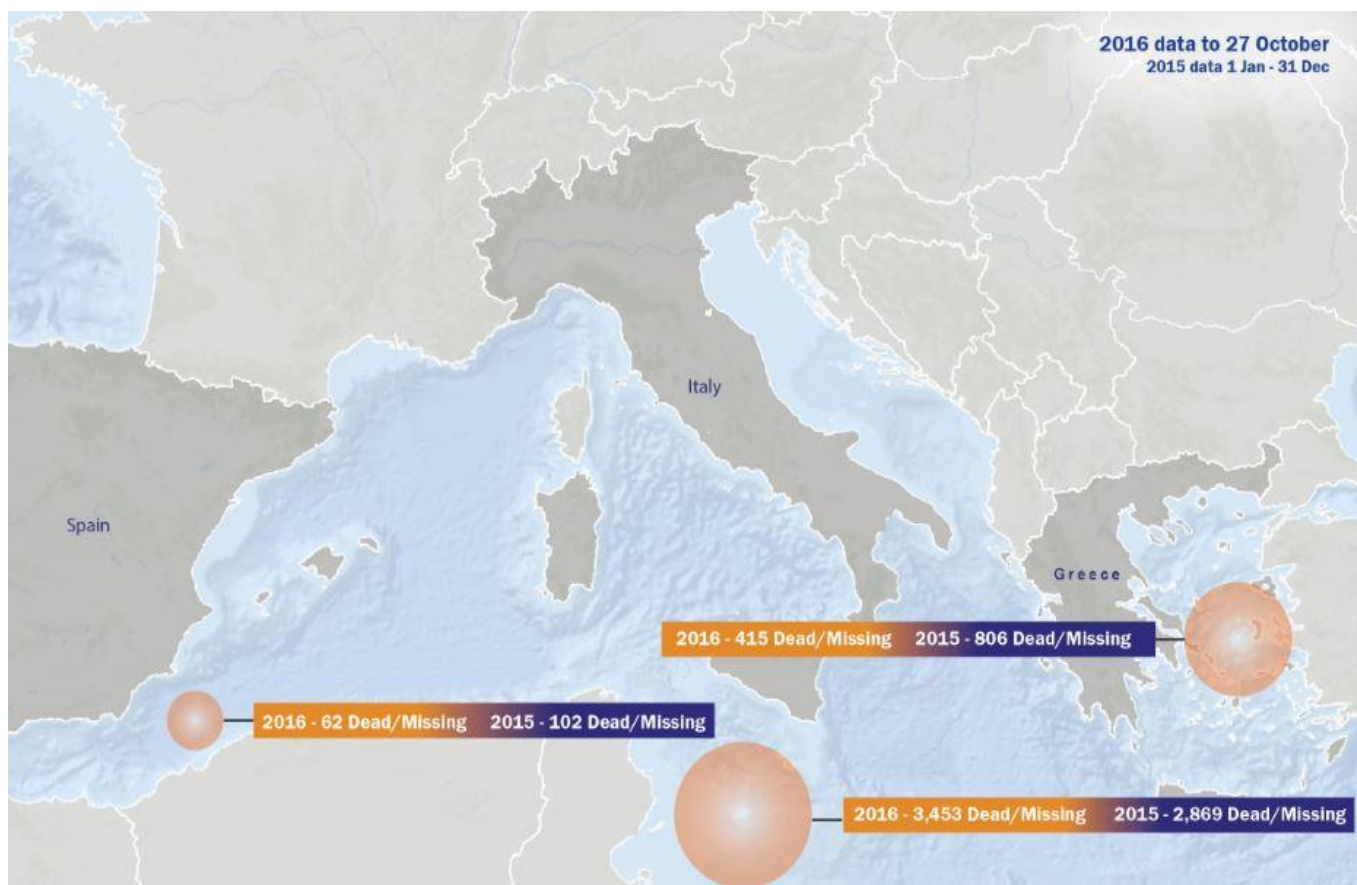


**3,930** FATALITIES 2016  
1 JAN—27 OCT

**3,777** FATALITIES 2015  
1 JAN—31 DEC



The number of migrant deaths and disappearances recorded by IOM in 2016 so far have reached **5,328**. Most of the increases have been in the Mediterranean where an estimated **3,930** people have died trying to make the crossing in 2016 so far.

Over the past week, there has been over **280** deaths of people trying to cross the Mediterranean **from Libya** to Italy. This number includes 97 people who died when their boat sank east of Tripoli on Wednesday night (26/10). The Libyan Coast Guard rescued 29 people in this incident. As several search and rescue operations are still on-going, the estimate of 3,930 people who have died in the Mediterranean so far this year is a minimum and is likely to change in coming days once more details emerge. Nearly 13 people per day have died in 2016, and over 60 percent of those migrants are unrecovered from the sea.

The total number of arrivals to Europe by 27 October **2016 is 353,866 compared to 734,646 reported by the end of October 2015**. The EU-Turkey agreement from March 18 has brought migration flows through the Eastern Mediterranean and the Western Balkan route to a relative standstill. Flows decreased by 96% from the first quarter of 2016 as compared to the second one. However, during the third quarter number of migrants who reached Europe through Eastern Mediterranean route increased by 18%.

Given the policies set into place after the EU-Turkey Agreement in March **2016, 73,338 migrants** and refugees are stranded in Greece, former Yugoslav Republic of Macedonia, Serbia, Hungary, Croatia, Bulgaria and Slovenia as of 27 October 2016. This is a **56%** increase compared to the 30 March (47,097). Overview per country is available [here](#).

**Displacement Tracking Matrix (DTM)**

migration.iom.int  
+41.22.7179.271 dtmsupport@iom.int  
DTM\_IOM @DTM\_IOM  
dtm\_iom @GlobalDTM

**Missing Migrants Project**

MissingMigrants.iom.int  
+41.76.7687.703 MissingMigrants@iom.int  
@MissingMigrants @MissingMigrants



## Relocations

The European Commission has made available an overview of Member States' support to the EU relocation mechanism. To date, **25 out of the 31 participating countries have committed to make places available** under the scheme, namely Belgium (530), Bulgaria (1,302), Croatia (26), Cyprus (80), Czech Republic (50), Estonia (157), Finland (1,120), France (3,320), Germany (2,250), Ireland (353), Latvia (491), Liechtenstein (43), Lithuania (500), Luxembourg (200), Malta (131), the Netherlands (1,225), Norway (170) Poland (100), Portugal (1,642), Romania (1,502), Slovakia (100), Slovenia (130), Spain (800), Sweden (300) and Switzerland (490) with an overall number of only 17,012 places. You can find the overview [here](#).

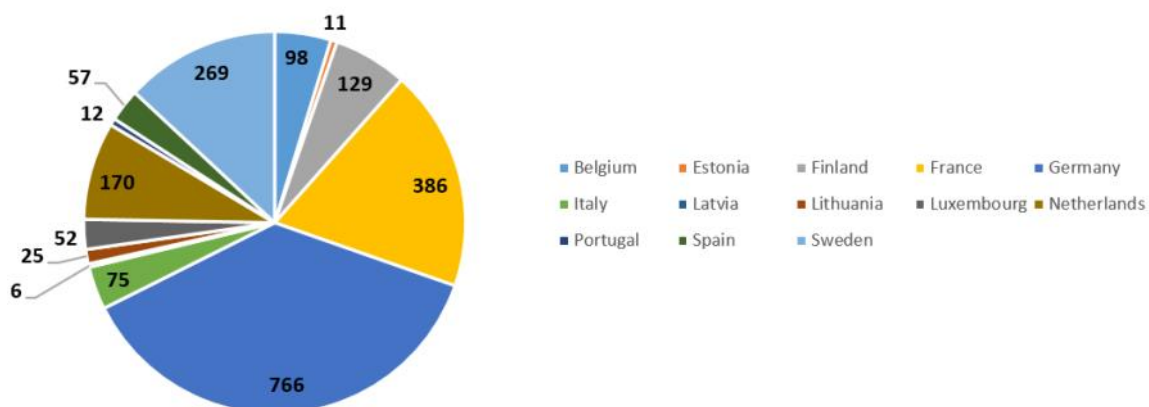
Number of relocated migrants from Greece and Italy as of 26 October, 2016

Member State	From Greece	From Italy	Total
Belgium	177	29	206
Bulgaria	21	0	21
Croatia	10	9	19
Cyprus	42	10	52
Czech Republic	12	0	12
Estonia	57	0	57
Finland	430	322	752
France	1,762	231	1,993
Germany	196	20	216
Ireland	69	0	69
Latvia	110	8	118
Lithuania	147	0	147
Luxembourg	104	40	144
Malta	24	46	70
Netherlands	629	226	855
Portugal	410	183	593
Romania	321	43	364
Slovenia	60	23	83
Slovakia	3	0	3
Spain	348	50	398
Sweden	0	39	39
Switzerland	0	112	112
<b>Total</b>	<b>4,932</b>	<b>1,391</b>	<b>6,323</b>

## Readmissions

According to the latest report released by the European Commission, **695** migrants and refugees have been readmitted from Greece to Turkey under the EU– Turkey Agreement signed on 18 March. Moreover, 2,056 Syrian refugees have been resettled to 13 EU countries since 4 April.

Resettled Syrians—Breakdown per Host Country

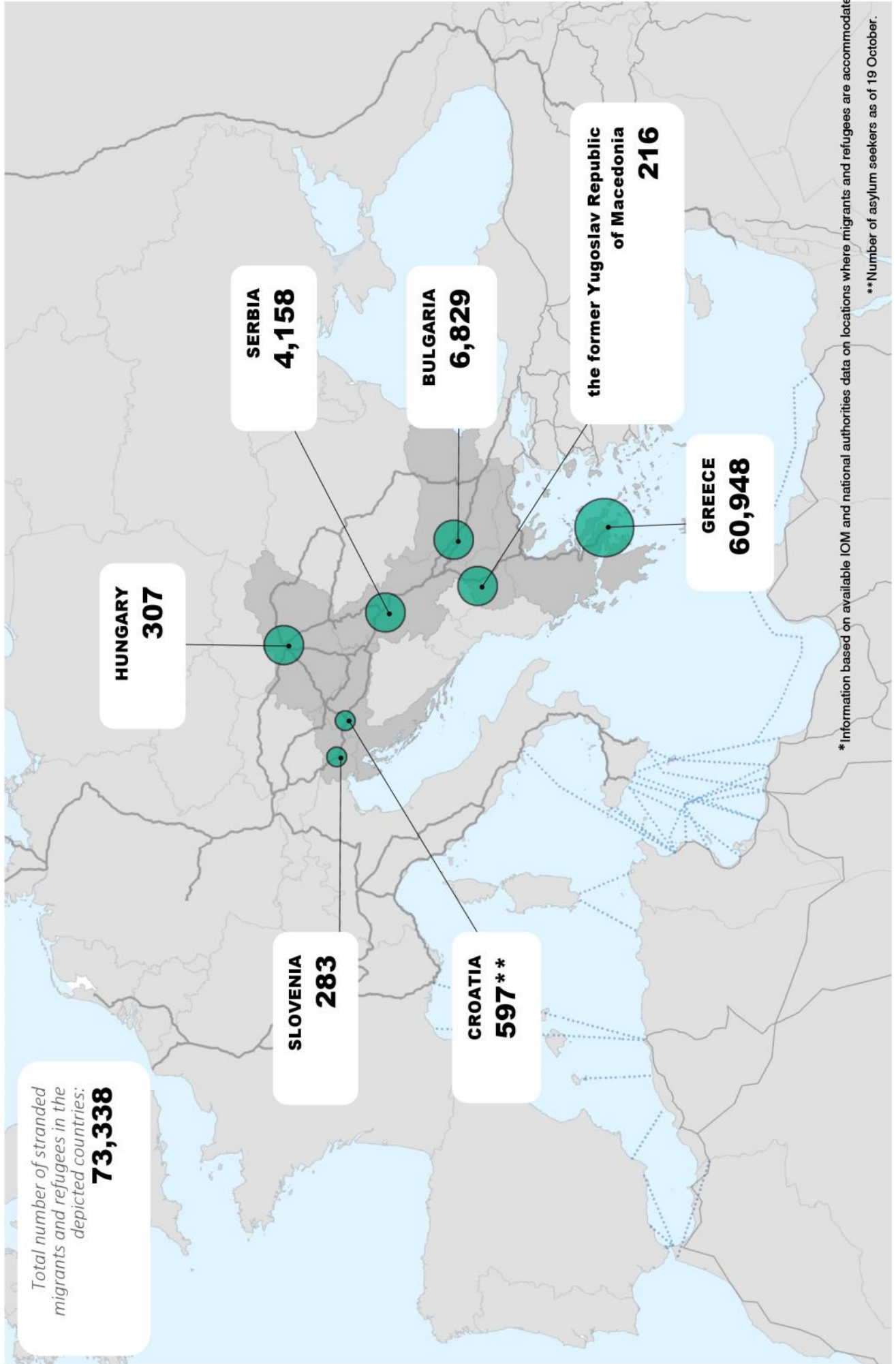


# OVERVIEW: STRANDED MIGRANTS AND REFUGEES

Stranded migrants and refugees in Greece, FYR of Macedonia, Serbia, Hungary, Croatia, Slovenia and Bulgaria\* 26 October 2016



Disclaimer: Base Map Source: ESRI. This map is for illustration purposes only. Names and boundaries on this map do not imply official endorsement or acceptance by IOM.



\* Information based on available IOM and national authorities data on locations where migrants and refugees are accommodated  
 \*\* Number of asylum seekers as of 19 October.