

Tuberculosis surveillance and monitoring in Europe 2017

Germany

Total population at 10th August 2016 by EUROSTAT: 81197537

Tuberculosis case notifications, 2015

Total number of cases	5865
Notification rate per 100 000	7.2
New* & relapses	5671
New* & relapses notification rate per 100 000	7.0
Pulmonary	4515 (77.0%)
of which microscopy-positive	1412 (31.3%)
of which laboratory confirmed	3307 (73.2%)
Laboratory-confirmed TB cases	4123 (70.3%)
Mean age of new native TB cases	60.2 years
Mean age of new foreign TB cases	36.6 years
Foreign origin of all TB cases	3969 (67.7%)
New (not previously treated)	5517 (94.1%)

* Cases with unknown previous treatment included in new cases.

Drug resistance surveillance & TB-HIV co-infection, 2015

Completeness of DRS data*	Yes
Completeness of HIV data**	-
Case-linked data reporting	Yes
Cases with DST results	3710 (90.0%)
Estimated MDR N, (best-low-high)	170-89-240
Pulmonary MDR TB cases notified	110 (3.7%)
of which XDR TB cases	11 (14.9%)
Notified MDR TB	120 (3.2%)
of which XDR TB cases	11 (13.8%)
TB cases tested for HIV	-
HIV-positive TB cases	-
of these on antiretroviral therapy	-

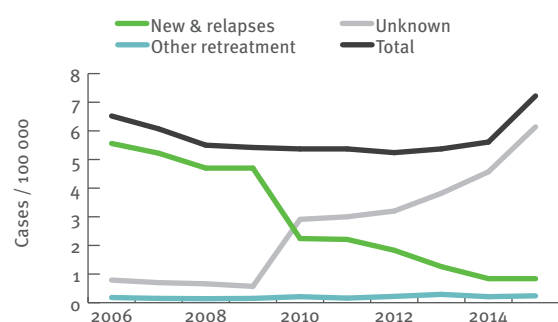
* National coverage 100% or culturing 90%, C+/All TB cases 50%, DST done for C+ 75%, EQA 95%.
** More than 50% of TB cases tested for HIV.

Treatment outcome monitoring

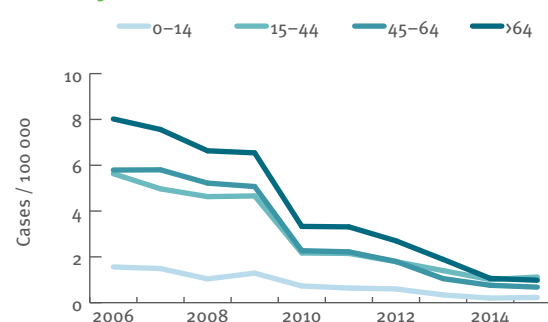
Geographical coverage	National	
Outcome cohort	New culture positive pulmonary TB cases notified in 2014*	All MDR TB cases notified in 2013**
Case-linked data reporting	Yes	
Cases notified	318	98
Success	191 (60.1%)	39 (39.8%)
Died	24 (7.5%)	10 (10.2%)
Failed	0 (0.0%)	3 (3.1%)
Lost to follow-up	5 (1.6%)	9 (9.2%)
Still on treatment	39 (12.3%)	9 (9.2%)
Not evaluated	59 (18.6%)	28 (28.6%)

* Treatment outcome as presented is treatment outcome after 12 months.
** Treatment outcome as presented is treatment outcome after 24 months.

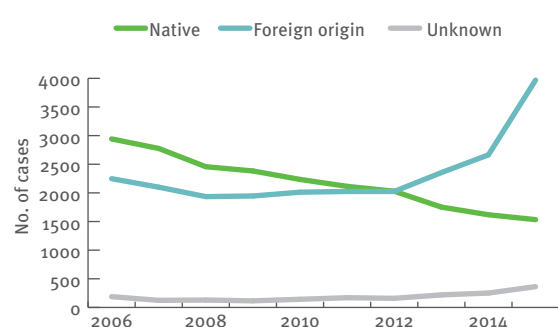
Tuberculosis notification rates by treatment history, 2006–2015



New and relapsed TB cases – notification rates by age group, 2006–2015



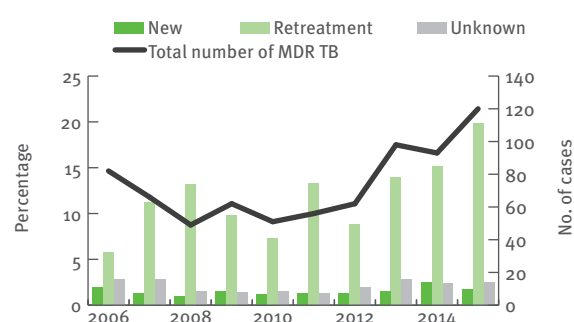
Tuberculosis cases by geographical origin, 2006–2015



TB-HIV co-infection, 2006–2015

Data not available

MDR TB cases by previous treatment history, 2006–2015



Treatment outcome, new culture-confirmed pulmonary TB cases, 2005–2014

